

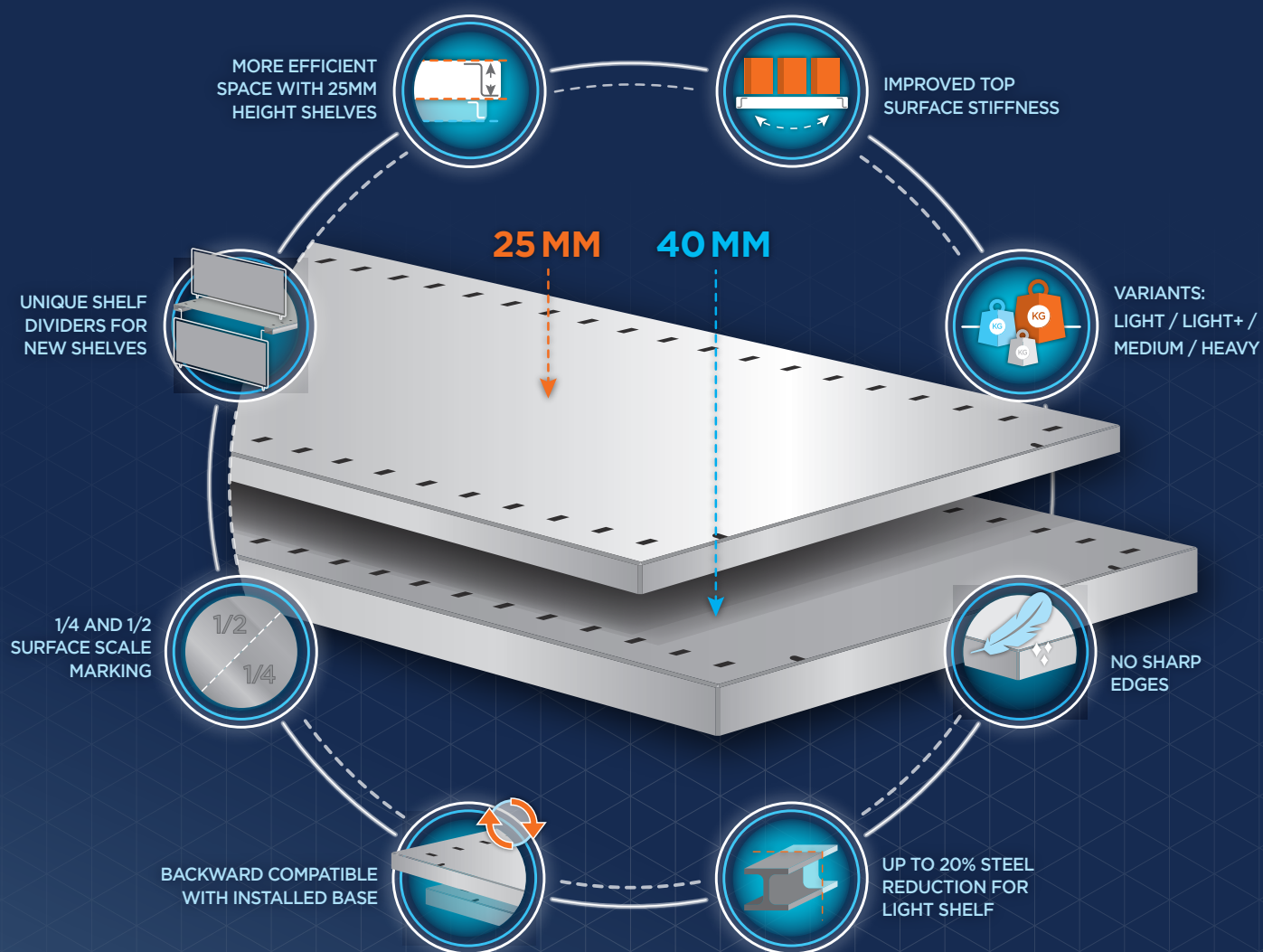


Shelving system

smart. safe. storage solutions.

Improved shelves

LIGHTER, SPACE SAVING AND COMPATIBLE WITH INSTALLED NEDCON BASES.



SYSTEM DIMENSIONS		970 MM	1270 MM	1470 MM
25 MM	LIGHT	80 KG	60 KG	50 KG
	LIGHT+	155 KG	135 KG	115 KG
40 MM	MEDIUM	160 KG	130 KG	110 KG
	HEAVY	265 KG	210 KG	165 KG

Indicated loads are minimum values for given dimensions.

Contents

Shelving system	04
Components of the shelving system	06
Frames	06
Bracing system	07
Anchoring	07
Accessoires	08
Dividers	08
Tire support & hanging-garment system	09
Label rail	09
Plinth and front & back edge	09
Drawers	09
Components of the shelving system	10-11
Starter and extension bays	12-15
Frames and shelves	13
Load table	14
Accessoires	15





Shelving system

ARE YOU LOOKING FOR A FLEXIBLE SOLUTION FOR STORING SMALL GOODS? THE NEDCON SHELVING SYSTEM IS THE PERFECT CHOICE. THIS ROBUST SYSTEM, PERFECT FOR ORDER PICKING AND PARTS STORAGE, OFFERS MAXIMUM FLEXIBILITY AS YOU CAN FULLY CONFIGURE THE SHELVING SYSTEM TO MEET YOUR SPECIFIC NEEDS. THE RESULT IS AN OPTIMALLY ORGANIZED WAREHOUSE.



ADVANTAGES OF A NEDCON SHELVING SYSTEM

- **Cost-effective:** A budget-friendly solution that can be easily and fully customized.
- **Scalable:** Quickly expandable when warehouse layouts change, ensuring a flexible storage solution.
- **Flexible:** Available in various section widths and shelving depths, with heights of up to 14 meters. This makes the shelving system suitable for any space, including high-rise warehouses.
- **Reliable:** Meets the highest international certifications, ensuring extra safety for your employees.
- **Durable finish:** By default, the boards have a Sendzimir-galvanized finish for added corrosion resistance. The racks can be epoxy-coated and are available in NEDCON standard colors, as well as a variety of other RAL colors.
- **Customizable:** A wide range of accessories for tailor-made solutions.





Shelving system

Shelving systems are the perfect choice for various uses, such as e-commerce, wholesale, and parts storage. Because of the smart design and high-quality materials, our shelves offer impressive load capacity. With standard shelf lengths of 970 mm, 1270 mm, and 1470 mm, the shelves can support up to 300 kg, while the uprights are designed to effortlessly support multiple mezzanine floors.

smart. safe. storage solutions.

With NEDCON, you choose a modular and robust system which is easy to assemble. The shelves are available in various lengths, depths, thicknesses and are height-adjustable in increments of 25 mm. If you require more organization, dividers can be easily placed every 50 mm on the shelf. Additionally, NEDCON offers a variety of useful accessories. At NEDCON, employee safety is a priority. As a result, our shelving systems are designed without sharp edges within reach, providing a safe working environment.





Components of the shelving system

Frames

The frames are one of the most important components of a shelving system. They determine the maximum load capacity and appearance. For the modular system, the frame height can vary in increments of 50 mm, starting from a minimum of one meter up to five meters. The frame depth also offers flexibility, with options ranging from 300 to 800 mm. All frames come with an integrated base plate.

Frames are available in two standard options:

Open frames

Equipped with bracing tubes for an open and spacious look. The transparent design ensures a clear and organized warehouse while maximizing natural light. Ideal for an accessible and open storage space.



Closed frames

Equipped with a solid HDF panel as a bracing, also available in steel. This not only provides a modern design but, also prevents goods from falling through the frame. In addition, the enclosed construction helps keep dust and dirt out.





Bracing system

The bracing system provides the necessary stability to the shelving system in the longitudinal direction. Various bracing options are available, including light and heavy-duty versions or closed systems with HDF or steel panels. The choice of bracing system depends on the load requirements and your specific needs.



- **Wire mesh back panel:** As an addition to the bracing system, a wire mesh back panel can be installed. This prevents products from falling out the shelving from the back, enhancing extra safety.

Anchoring

Depending on the system's height and depth, anchoring may be considered for maximum safety.

With NEDCON, you are assured of a shelving system that meets your needs.

Accessoires

AT NEDCON, YOU WILL FIND A WIDE RANGE OF ACCESSORIES THAT MAKE YOUR SHELVING SYSTEM EVEN MORE FUNCTIONAL. OPTIONS INCLUDE DIVIDERS, PLINTHS, DRAWERS, TYRE SUPPORT AND MORE.

Dividers

Our standard shelves are perforated, allowing dividers to be easily placed to keep products organized. These closed dividers can be flexibly positioned every 50 mm on the shelf.

Dividers are available in three standard options:



2-point shelf divider

With two attachment points at the bottom, this divider is ideal for flexible organization, independent of compartment height.

4-point shelf divider

For extra stability, the robust 4-point version is the ideal choice. It has two attachment points at both the top and bottom, ensuring it remains securely in place and keeps products safely stored.

Eco divider

The Eco divider is more affordable and lighter than the steel variant, making it suitable for use with light goods or as a visual separator on the shelf. It is easy to customize and, being made from recycled plastic, has a low CO2 footprint.

With NEDCON dividers, you can maximize storage space while keeping the warehouse organized. All NEDCON dividers are available in various standard shelf depths.

Tire support & hanging-garment system

Due to the easy hook-in attachment of our hook-in angle line in combination with round tubes, a solid tire storage system can be created in no time. This smart solution effectively prevents tires from becoming deformed during storage.

The same principle can be applied to add a hanging-garment system to your shelving. Because of the easy assembly, space is optimally utilized and the layout can be adjusted effortlessly.

Label rail


The NEDCON label rail is easily attached to the shelving system and allows labels and tags to be placed and changed quickly. This ensures that storage locations remain up-to-date and well-organized.

Plinth and front & back edge

Keep your warehouse clean and organized with our plinths. These plinths prevent dirt from accumulating under your shelving system. The epoxy powder-coated plinth, available in stylish blue or any RAL color upon request, is securely supported by two steel or plastic holders. Additionally, the same plinth functions perfectly as a front or back edge to prevent items from falling off the shelves.

Drawers

Small products can be efficiently organized with our drawers. Fully extendable and capable of holding up to 60 kg, these drawers help create an overview with a variety of drawer dividers, optimizing storage space for multiple items.





Components of the shelving system

A SHELVING SYSTEM WITH AN INTEGRATED FLOOR CONSTRUCTION IS A SMART SOLUTION FOR WAREHOUSES AND WORKSPACES WHERE SPACE OPTIMIZATION IS ESSENTIAL. THIS SYSTEM COMBINES THE FLEXIBLE SHELVING SYSTEM WITH A MEZZANINE FLOOR, CREATING ADDITIONAL STORAGE SPACE WITHOUT REQUIRING EXTENSIVE STRUCTURAL MODIFICATIONS.

The floor construction is directly supported by the shelving system, eliminating the need for separate columns or extra support structures. This ensures full use of the available ground floor space, keeping the warehouse organized and efficient. Moreover, this construction evenly distributes the floor load across the shelving system, enhancing its stability and safety.

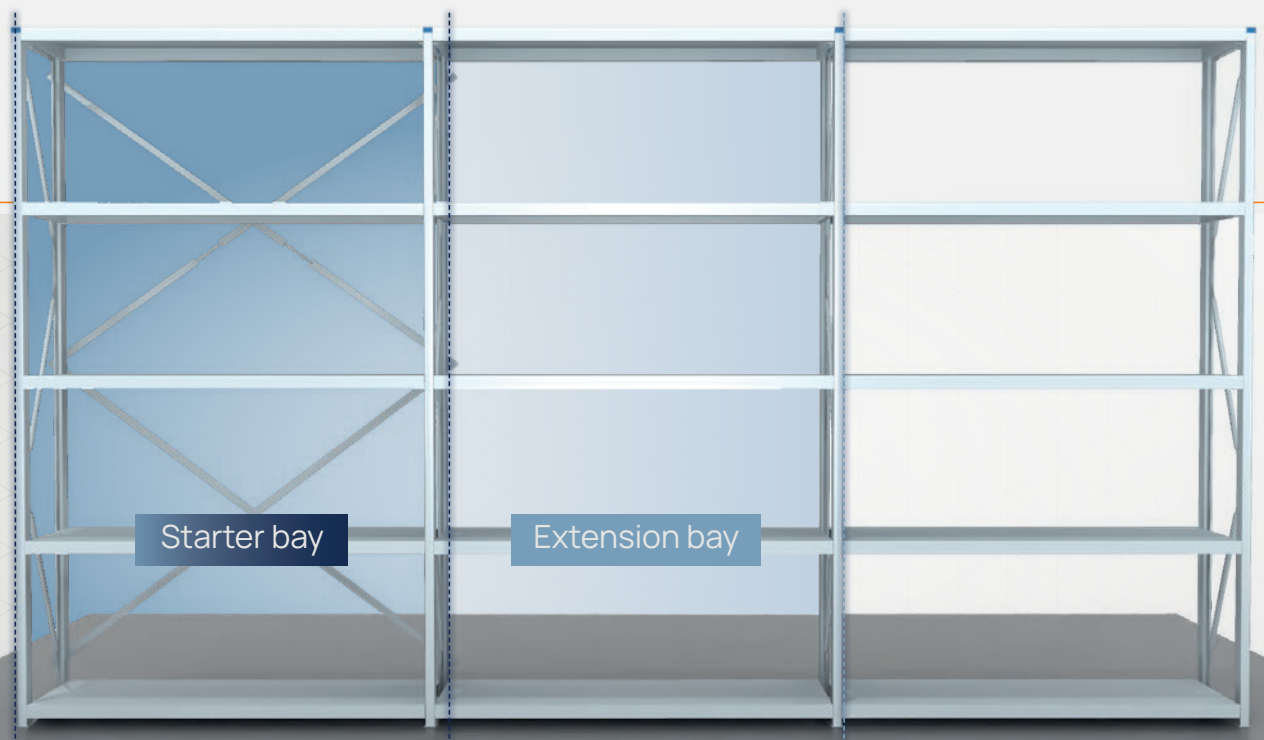


Modular shelving system with mezzanine floor

NEDCON has designed modular shelving systems with mezzanine floors, an ideal solution for maximizing your warehouse space. The intelligent modular design allows us to create a storage solution that achieves high storage density within the available square footage.

Safety comes first, which is why all floor levels are neatly finished with railings and kick edges, following applicable safety standards.

Do you want to place goods on a higher floor level? No problem. A platform with a tilt gate can be easily integrated, guaranteeing safe and efficient pallet placement.



Starter and extension bays

TO SIMPLIFY THE SELECTION PROCESS, NEDCON OFFERS PRE-ASSEMBLED SETS, CONSISTING OF STARTER BAYS AND EXTENSION BAYS:

Starter bay

The initial part of the shelving system, containing all essential components for stability and support, including:

- Two uprights
- Five, six, or seven shelves (height-adjustable)
- A bracing system ensuring the stability of the entire structure, supporting extension bays

Extension bay

Easily connected to the starter bay, with up to seven extension bays per starter bay, containing:

- Two uprights
- Five, six, or seven shelves (height-adjustable)

With NEDCON, you are assured of a safe and smart storage solution.

Frames and shelves

Light shelves

Starter bay (970 mm)

Shelf depth	Frame height		
	2000 mm	2200 mm	2500 mm
	Article number		
400 mm	58138	58204	58210
500 mm	58140	58206	58212
600 mm	58202	58208	58214

Starter bay (1270 mm)

Shelf depth	Frame height		
	2000 mm	2200 mm	2500 mm
	Article number		
400 mm	58139	58205	58211
500 mm	58201	58207	58213
600 mm	58203	58209	58215

Extension bay (970 mm)

Shelf depth	Frame height		
	2000 mm	2200 mm	2500 mm
	Article number		
400 mm	58216	58222	58228
500 mm	58218	58224	58230
600 mm	58220	58226	58232

Extension bay (1270 mm)

Shelf depth	Frame height		
	2000 mm	2200 mm	2500 mm
	Article number		
400 mm	58217	58223	58229
500 mm	58219	58225	58231
600 mm	58221	58227	58233

All sets are SSR

Medium shelves

Starter bay (970 mm)

Shelf depth	Frame height		
	2000 mm	2200 mm	2500 mm
	Article number		
400 mm	52976	52980	52984
500 mm	52977	52981	52985
600 mm	52978	52982	52986

Starter bay (1270 mm)

Shelf depth	Frame height		
	2000 mm	2200 mm	2500 mm
	Article number		
400 mm	56672	56676	56680
500 mm	56673	56677	56681
600 mm	56674	56678	56682

Extension bay (970 mm)

Shelf depth	Frame height		
	2000 mm	2200 mm	2500 mm
	Article number		
400 mm	53000	53004	53008
500 mm	53001	53005	53009
600 mm	53002	53006	53010

Extension bay (1270 mm)

Shelf depth	Frame height		
	2000 mm	2200 mm	2500 mm
	Article number		
400 mm	56684	56688	56692
500 mm	56685	56689	56693
600 mm	56686	56690	56694

All sets are SSR

Load table

Load table shelf light (height 25 mm)

Shelf depth	Allowable load by shelf lenght		
	970 mm	1270 mm	1470 mm
300 mm	85 kg	70 kg	55 kg
400 mm	80 kg	65 kg	50 kg
500 mm	80 kg	60 kg	50 kg
600 mm	80 kg	60 kg	50 kg
700 mm	80 kg	60 kg	50 kg
800 mm	80 kg	60 kg	50 kg



Load table shelf light+ (height 25 mm)

Shelf depth	Allowable load by shelf lenght		
	970 mm	1270 mm	1470 mm
300 mm	155 kg	135 kg	115 kg
400 mm	160 kg	135 kg	115 kg
500 mm	170 kg	135 kg	115 kg
600 mm	180 kg	140 kg	115 kg
700 mm	185 kg	140 kg	115 kg
800 mm	190 kg	145 kg	115 kg



Load table shelf medium (height 40 mm)

Shelf depth	Allowable load by shelf lenght		
	970 mm	1270 mm	1470 mm
300 mm	180 kg	140 kg	115 kg
400 mm	170 kg	135 kg	115 kg
500 mm	165 kg	130 kg	110 kg
600 mm	160 kg	130 kg	110 kg
700 mm	155 kg	130 kg	110 kg
800 mm	155 kg	130 kg	110 kg



Load table shelf heavy (height 40 mm)

Shelf depth	Allowable load by shelf lenght		
	970 mm	1270 mm	1470 mm
300 mm	265 kg	210 kg	170 kg
400 mm	275 kg	210 kg	165 kg
500 mm	285 kg	215 kg	165 kg
600 mm	300 kg	220 kg	165 kg
700 mm	285 kg	220 kg	180 kg
800 mm	285 kg	220 kg	180 kg



Accessoires

2-point shelf divider

Shelf depth	Divider height		
	150 mm	200 mm	300 mm
	Article number		
300 mm	56706	56751	56756
400 mm	56707*	56752	56757
500 mm	56708*	56753	56758
600 mm	56709*	56754	56759
800 mm	56710	56755	56760

*SSR.

4-point shelf divider

Shelf depth	Divider height		
	300 mm	400 mm	500 mm
	Article number		
300 mm	57003	57007	57011
400 mm	57004	57008	57012
500 mm	57005	57009	57013
600 mm	57006	57010	57015

Eco shelf divider

Divider height	Shelf depth	Delivery	Art.nr.
150 mm	400 mm	From stock	58431
150 mm	600 mm	From stock	58432

Some of our products are marked with SSR (Smart Standard Range).

This means they are available from stock and can be delivered within 5 working days.

Do you want to know more?

Contact our experts at info@nedcon.com or visit our website at nedcon.com to discover the perfect storage solution for your needs.



smart. safe. storage solutions.

NEDCON B.V. | Ambachtstraat 4, 7005 AM Doetinchem, the Netherlands.
T +31 (0) 314 334 455 | E info@nedcon.com

[NEDCON.COM](https://nedcon.com)